

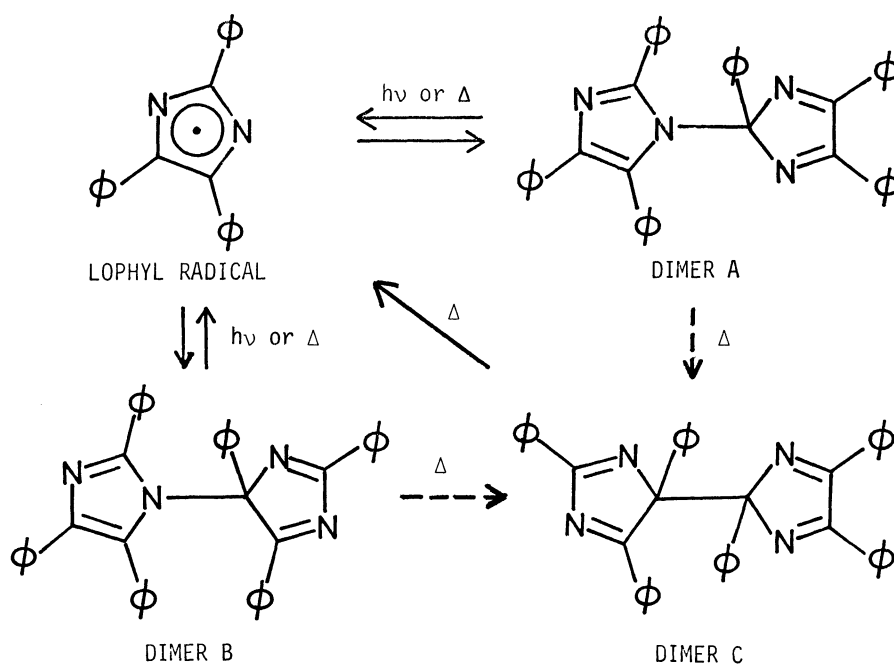
PHOTOCHEMICAL AND THERMAL INTERCONVERSIONS OF
THREE DIMERS OF 2,4,5-TRIPHENYLIMIDAZOLYL (LOPHYL)

Toshio GOTO*, Hideo TANINO, and Tadao KONDO

Department of Agricultural Chemistry, Nagoya University, Chikusa-ku, Nagoya 464

Two photochromic lophyl dimers, A and B, are interconverted by uv irradiation, while these two dimers and thermochromic dimer C can be equilibrated in benzene at 100°C. Compositions at equilibrium using the corresponding three dimers of 2-(p-tolyl)-4,5-diphenylimidazolyl are A:B = 96:4 and A:B:C = 14:18:68, respectively.

In relation to chemiluminescence of lophine,^{1,2} Hayashi and Maeda³ prepared two isomeric lophyl dimers by oxidation of lophine with ferricyanide; one is a piezochromic dimer that is very unstable compound existing only in a solid state and is converted to another photochromic dimer (dimer A) by crystallization from



benzene. Besides these two dimers we could prepare further two new dimers;⁴ one (dimer B) is photochromic and another (dimer C) is thermochromic.

Photochromic dimers, A and B, could be converted each other by uv irradiation in benzene at room temperature, while dimer C was not affected by light. Instead, heating at 100°C in benzene, each of these three dimers gave a mixture of the three. The photochemical and the thermal interconversions were quantitatively measured using the corresponding three dimers of 2-(p-tolyl)-4,5-diphenylimidazolyl by monitoring pmr signals of their methyl groups⁴ (Figs. 1 and 2) since pmr spectra of the parent lophyl dimers were too complicated to be analyzed.⁴ Interestingly, the compositions of the three dimers (Table 1) are quite different between photochemical and thermal equilibrations. The intermediate of the photochemical interconversions is undoubtedly the common lophyl radical;⁵ the photolysis of dimer B is faster than that of dimer A.⁶ Indeed dark color due to lophyl radicals produced in the reaction. The lophyl radical however, must not be the precursor of dimer C, for dimer C is not produced photochemically; a possible mechanism of formation of dimer C from dimers A and/or B is the thermal [1,5]sigmatropic rearrangement.

TABLE 1. Compositions of the three dimers at equilibrium in C₆D₆ (34 mg/0.6 ml)

Starting material	Condition	Dimer A	Dimer B	Dimer C
Dimer A or B	High-pressure Hg lamp at room temp.	96%	4%	0%
Dimer A, B or C	In the dark at 100°C	14%	18%	68%

Since dimer C has uv spectrum similar to those of dimers A and B (Fig. 3), non-photochromism of dimer C must not be due to the absence of uv light absorption. It is of interest to note that photochromic dimers, A and B, have a central C-N (sp³-sp²) bond to be cleaved, whereas non-photochromic dimer C has a central C-C (sp³-sp³) bond. In the former case uv irradiation excites the aromatic imidazole ring, the energy of which is directly transmitted to the central C-N bond to be dissociated. No such excitation can be expected for the dimer C.

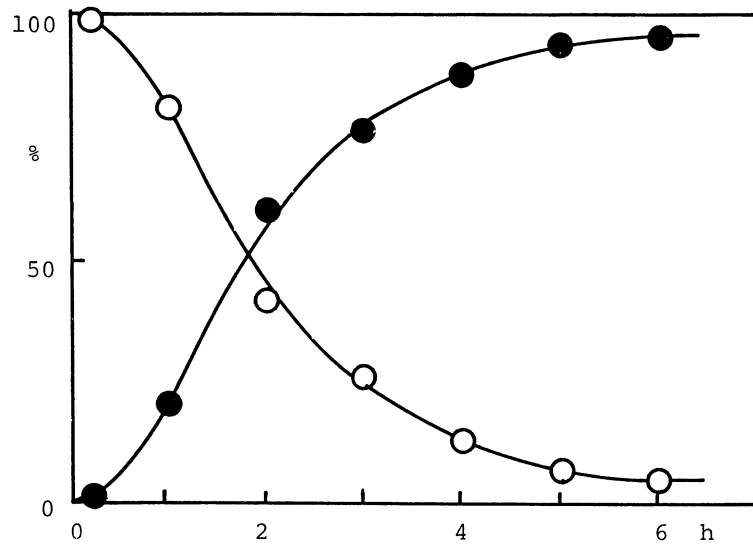


Fig. 1. Photochemical conversion of dimer B to dimer A with a high-pressure Hg lamp at room temp. in C_6D_6 (34 mg/0.6 ml): —●— Dimer A; —○— Dimer B

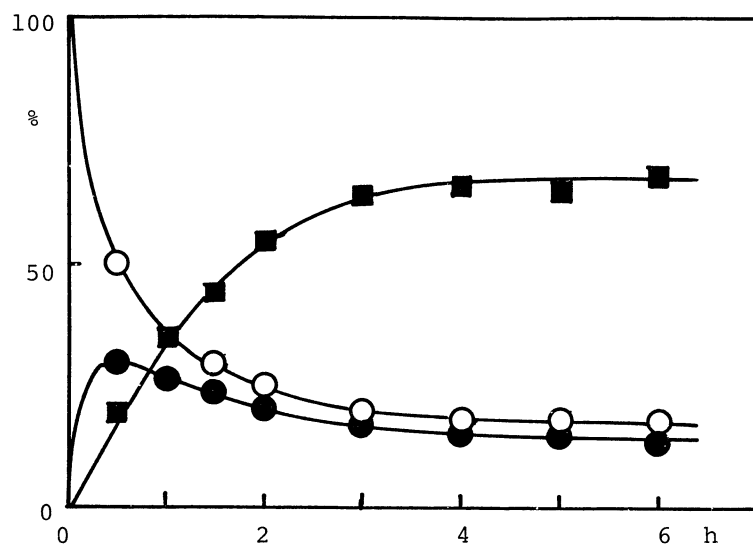


Fig. 2. Thermal conversion of dimer B to dimer A and C in the dark at $100^\circ C$ in C_6D_6 (34 mg/0.6 ml): —●— Dimer A; —○— Dimer B; —■— Dimer C

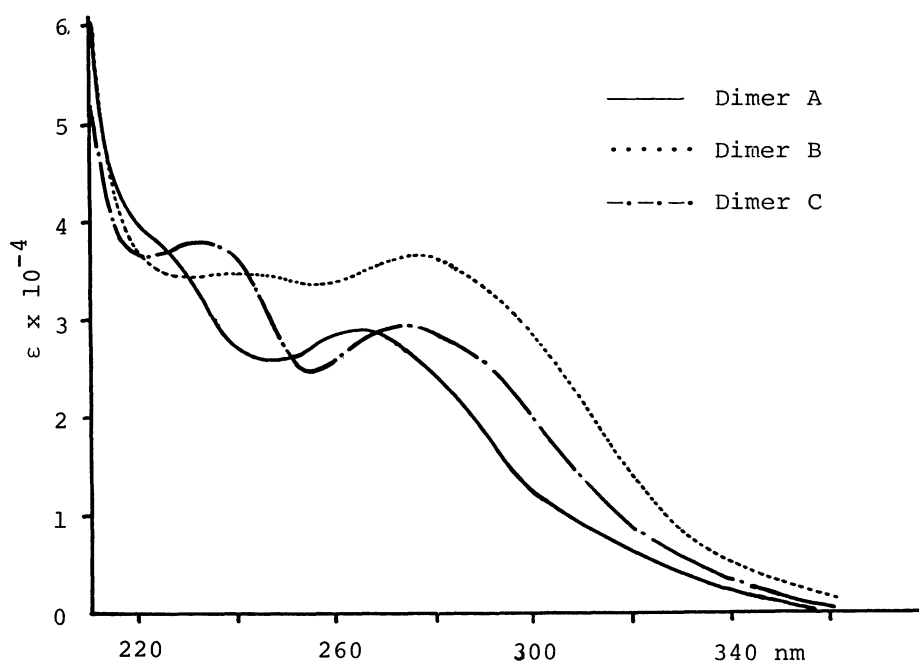


Fig. 3. Uv spectra of three dimers of 2-(p-tolyl)-4,5-diphenylimidazolyl in methanol

REFERENCES AND FOOTNOTE

1. E. H. White and M. J. C. Harding, *Photochem. Photobiol.*, **4**, 1129 (1965) and references cited therewith.
2. F. McCapra, *Quart. Rev.*, **20**, 485 (1966).
3. T. Hayashi and K. Maeda, *Bull. Chem. Soc. Jpn.*, **33**, 565 (1960); D. H. White and J. Sonnenberg, *J. Am. Chem. Soc.*, **88**, 3825 (1966).
4. H. Tanino, T. Kondo, K. Okada, and T. Goto, *Bull. Chem. Soc. Jpn.*, **45**, 1474 (1972).
5. K. Maeda and T. Hayashi, *Bull. Chem. Soc. Jpn.*, **42**, 3509; **43**, 429 (1970).
6. A large steric hindrance among the phenyl groups in dimer B is apparent from its pmr spectra; one of the phenyl groups shows restricted rotation in CDCl_3 even at room temp. about the C-C single bond between the phenyl and the imidazole ring.⁴ This may be related to the photochemical instability of dimer B.

(Received January 21, 1980)